


Movement, Product photography and Structures project is coursework worth 60% of final GCSE grade (see PLC).



A01 Develop	I have researched a wide range of artists' work and I have used it to influence my own photography. I have written about the artist and influenced my practice.
A02 Refine	I have experimented with a wide range of relevant media and all my work has been well refined. I have pushed my ideas to the limit to show the process and development of the ideas.
A03 Record	I have drawn from observation using a range of different media. I have worked from my own photographs. I have used annotation to explain the development of my research and ideas.
A04 Present	I have produced my own imaginative outcome. My work shows a clear development and a strong theme throughout my project. I have thought carefully about the selection and presentation of my work.

ADA Assessment Objective CHECKLIST

YEAR 11

Structures

Final photographs Refine and experiment.

Creativity. Developing ideas.

Analysis


Mindmap

Product photography

Text Composition Lighting



Tokihiro Sato



Mike Blabac



Kaleidoscope



Composition

Mark Pain



Photomontage



Muybridge

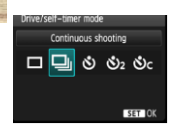
YEAR 10

Movement

Shutter speed. Exposure.

Layers Drawing

Sequences



Final edits and images for Surrealism




Surrealism



Environments

Developing ideas



Ansel Adams



Photoshop skills



Light paintings

Monochrome



Lines



Colour




Texture



Pattern

Slinkachu

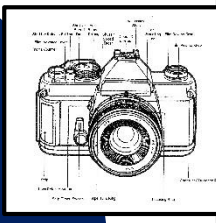


Final photos

Elements of photography

History

Using a camera



Intro

Research

Introduction to Photography History of photography. Taking photos. Line, texture, pattern. Basic Photoshop. Editing photos. B&W photos.

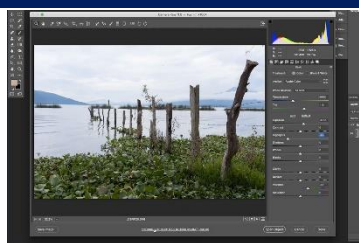


YEAR 9

Focus/depth of field

Viewpoints

Analysing photographs



Editing using Photoshop throughout project.

PHOTOGRAPHY